

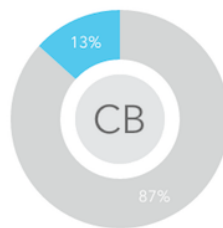
## Age-Related

It's no secret that your hair can change over time. How much hair you started out with and how quickly you lose it are both influenced by genetics.

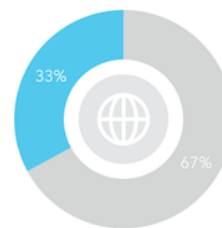
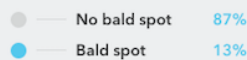
[Newborn Hair Amount](#)[Male Hair Loss](#)[Bald Spot](#)[What You Can Do](#)

If you have hair loss, you are not likely to experience a distinct bald spot.

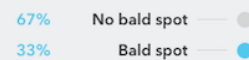
87% of male customers with hair loss who are genetically similar to you do not have a bald spot.



### Your genetic likelihood



### Male European ancestry customers



This prediction best applies to customers of European descent. We analyzed data from over 20,000 customers who consented to research in order to identify genetic markers associated with having a bald spot. Our prediction is based on your genotype at 9 genetic markers as well as your age.

## About Bald Spot

If a man goes bald, he can go bald around his temples, at the crown of his head (a "bald spot") or both.



### Biology

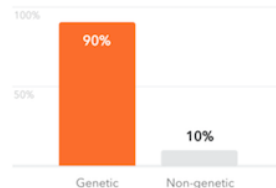
Usually, balding in men will begin with moderate hair loss around the temples. Later on, baldness can either progress towards the back of the head, or hair loss can start in a second area at the crown of the head, creating a "bald spot."

#### Balding variations



### Genetics

While bald spots and male hair loss in general share some of the same genes, there also appear to be genetic factors that are specific to developing a bald spot.



### Other factors

Other factors that shed light on bald spots

[Age](#)[History](#)[Ethnicity](#)

Your Hair

## Scientific Details

[Methodology](#)

[About Your Results](#)

[References](#)

We use two different methods to calculate your trait results.

### Statistical Model

Most traits are influenced by many different factors, including genetics, lifestyle, and environment. Usually, a statistical model using many factors provides better predictions than looking at single factors by themselves. To develop our models, we first identify genetic markers associated with a trait using data from tens of thousands of 23andMe customers who have consented to research. Then, we use statistical methods to generate a "score" for that trait using your genotype at the relevant genetic markers as well as your age and sex. We predict your likelihood of having different versions of the trait based on the survey responses of 23andMe customers with similar scores. These predictions apply best to customers who are of the same ethnicity as the people whose data contributed to the model. The accuracy of these predictions varies from trait to trait.

[Read more about our statistical methodology](#)

### Curated Model

For some traits, just a few genetic markers can strongly predict whether a person will have a particular version of the trait. For curated models, we first evaluate published scientific studies to identify genetic markers with well-established associations with the trait. Then, we look at genetic and survey data from tens of thousands of 23andMe customers who have consented to research. We estimate your likelihood of having different versions of the trait based on survey responses from customers who are genetically similar to you at those markers. These results apply best to customers who are of the same ethnicity as the people whose data contributed to the predictions.

## About your Bald Spot result

Your result for this trait was calculated using a **statistical model**.

### About the Bald Spot model

Created based on  
customers of ethnicity:  
European  
Number of customers  
used to create: 20,000  
Number of markers: 9  
Area Under Curve (AUC):  
0.673  
Non-genetic factors: Age

Bin #	No bald spot	Bald spot
1	47.77%	52.23%
2	50.24%	49.76%
3	49.48%	50.52%
4	54.99%	45.01%
5	57.74%	42.26%
6	59.26%	40.74%
7	60.78%	39.22%
8	60.97%	39.03%
9	61.16%	38.84%
10	65.81%	34.19%
11	67.43%	32.57%
12	67.90%	32.10%
13	70.56%	29.44%
14	71.77%	28.23%
15	77.19%	22.81%
16	77.57%	22.43%
17	81.65%	18.35%
18	84.03%	15.97%
19	86.69%	13.31%
20	92.02%	7.98%
Overall European	67.24%	32.76%

## References

1. Eriksson N et al. (2010). "Web-based, participant-driven studies yield novel genetic associations for common traits." *PLoS Genet.* 6(6):e1000993. [\[ \]](#)
2. Frost P. (2006). "European hair and eye color: a case of frequency-dependent sexual selection?." *Evolution and Human Behavior.* 27(2):85-103. [\[ \]](#)
3. Gavazzoni Dias MF. (2015). "Hair cosmetics: an overview." *Int J Trichology.* 7(1):2-15. [\[ \]](#)
4. Han J et al. (2008). "A genome-wide association study identifies novel alleles associated with hair color and skin pigmentation." *PLoS Genet.* 4(5):e1000074. [\[ \]](#)
5. Harding RM et al. (2000). "Evidence for variable selective pressures at MC1R." *Am J Hum Genet.* 66(4):1351-61. [\[ \]](#)
6. Healy E et al. (2001). "Functional variation of MC1R alleles from red-haired individuals." *Hum Mol Genet.* 10(21):2397-402. [\[ \]](#)
7. Ito S and Wakamatsu K. (2011). "Diversity of human hair pigmentation as studied by chemical analysis of eumelanin and pheomelanin." *J Eur Acad Dermatol Venereol.* 25(12):1369-80. [\[ \]](#)
8. Kostigan KA et al. (2006). "Pregnancy folklore revisited: the case of heartburn and hair." *Birth.* 33(4):311-4. [\[ \]](#)
9. Medland SE et al. (2009). "Estimating the heritability of hair curliness in twins of European ancestry." *Twin Res Hum Genet.* 12(5):514-8. [\[ \]](#)
10. Nogueira AC and Joeke I. (2004). "Hair color changes and protein damage caused by ultraviolet radiation." *Photochem Photobiol B, Biol.* 74(2-3):109-17. [\[ \]](#)
11. Qi J and Garza LA. (2014). "An overview of alopecias." *Cold Spring Harb Perspect Med.* 4(3). [\[ \]](#)
12. Schiöth HB et al. (1999). "Loss of function mutations of the human melanocortin 1 receptor are common and are associated with red hair." *Biochem Biophys Res Commun.* 260(2):488-91. [\[ \]](#)
13. Smith R et al. (1998). "Melanocortin 1 receptor variants in an Irish population." *J Invest Dermatol.* 111(1):119-22. [\[ \]](#)
14. Sulem P et al. (2007). "Genetic determinants of hair, eye and skin pigmentation in Europeans." *Nat Genet.* 39(12):1443-52. [\[ \]](#)
15. Valverde P et al. (1995). "Variants of the melanocyte-stimulating hormone receptor gene are associated with red hair and fair skin in humans." *Nat Genet.* 11(3):328-30. [\[ \]](#)