

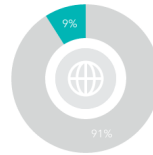
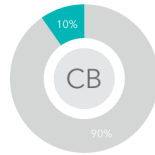
Earwax

Earwax is something that most people try not to think about. But look a little closer, and you'll learn that it actually comes in two types. Which type you have is mostly determined by your genes.

Earwax Type What You Can Do

Cordell, you are likely to have wet earwax.

90% of customers who are genetically similar to you have wet earwax.



Your genetic likelihood		European ancestry customers	
Wet earwax	90%	91%	Wet earwax
Dry earwax	10%	9%	Dry earwax


This prediction applies best to people of European descent. We analyzed your DNA at one genetic marker that studies have shown is associated with earwax type. Your prediction is based on data from 23andMe customers who consented to research and are genetically similar to you at this marker.

About Earwax Type

Dry earwax is flaky and light-colored compared to wet earwax, which is dark-colored and sticky.


Genetics

The type of earwax you have is almost entirely dependent on one variant in the ABCC11 gene. This gene contains the information for a protein that transports fatty substances. Changes in the ABCC11 gene result in less fat being moved into earwax, causing a dry consistency.



Ancestry

Most people of East Asian descent have the ABCC11 variant causing dry earwax. People of other ethnicities often lack this variant and have wet earwax.



Other factors

There are other things you might like to know about earwax.

- Function >
- Body odor >
- History >

Do more with your Traits results.



Help us develop more trait reports by contributing to research.

Contribute



Compare your results to your family and friends.

Compare




Join the discussion with other 23andMe customers interested in Traits.

Discuss

Patent Pending

About your Earwax Type result

Your result for this trait was calculated using a **curated model**.

Variants Detected		View All Tested Markers	
1		1	
Marker Tested	Your Genotype*	Additional Information	
538G>A Gene: ABCC11 Marker: rs17822931	C Typical copy from one of your parents	 T Variant copy from your other parent	<ul style="list-style-type: none">> Biological explanation> Typical vs. variant DNA sequence(s)> Percent of 23andMe customers with variant> References [13, 15]

*This test cannot distinguish which copy you received from which parent. This test also cannot determine whether multiple variants, if detected, were inherited from only one parent or from both parents. This may impact how these variants are passed down.

23andMe always reports genotypes based on the "positive" strand of the human genome reference sequence (build 37). Other sources sometimes report genotypes using the opposite strand.

References

1. Baker F. (1888). "Anthropological notes on the human hand." *American Anthropologist*. 1(1):51-76. [↗](#)
2. Frost P. (2006). "European hair and eye color: a case of frequency-dependent sexual selection?." *Evolution and Human Behavior*. 27(2):85-103. [↗](#)
3. Hanger HC and Mulley GP. (1992). "Cerumen: its fascination and clinical importance: a review." *J R Soc Med*. 85(6):346-9. [↗](#)
4. Harrison JP. (1884). "On the relative length of the first three toes of the human foot." *The Journal of the Anthropological Institute of Great Britain and Ireland*. 13:258-69. [↗](#)
5. Harrison MA. (2010). "An exploratory study of the relationship between second toe length and androgen-linked behaviors." *Journal of Social, Evolutionary, and Cultural Psychology*. 4(4):241-253. [↗](#)
6. Kaufman KD. (2002). "Androgens and Alopecia." *Mol Cell Endocrinol*. 198(1-2):89-95. [↗](#)
7. Kushlan JA. (1985). "The vestimentary hypothesis of human hair reduction." *Journal of Human Evolution*. 14(1):29-32. [↗](#)
8. Nakano M et al. (2009). "A strong association of axillary osmidrosis with the wet earwax type determined by genotyping of the ABCC11 gene." *BMC Genet*. 10:42. [↗](#)
9. Ohashi J et al. (2011). "The impact of natural selection on an ABCC11 SNP determining earwax type." *Mol Biol Evol*. 28(1):849-57. [↗](#)
10. Pagel M and Bodmer W. (2003). A naked ape would have fewer parasites. *Proc Biol Sci*. 270 Suppl 1:S117-9. [↗](#)
11. Rogers AR et al. (2004). "Genetic variation at the MC1R locus and the time since loss of human body hair." *Current Anthropology*. 45(1):105-108. [↗](#)
12. Senior C et al. (2012). "Developmental stability and leadership effectiveness." *The Leadership Quarterly*. 23(2):281-291. [↗](#)
13. Tomita H et al. (2002). "Mapping of the wet/dry earwax locus to the pericentromeric region of chromosome 16." *Lancet*. 359(9322):2000-2. [↗](#)
14. Voracek M and Dressler SG. (2010). "Relationships of toe-length ratios to finger-length ratios, foot preference, and wearing of toe rings." *Percept Mot Skills*. 110(1):33-47. [↗](#)
15. Yoshiura K et al. (2006). "A SNP in the ABCC11 gene is the determinant of human earwax type." *Nat Genet*. 38(3):324-30. [↗](#)
16. Zheng Z and Cohn MJ. (2011). "Developmental basis of sexually dimorphic digit ratios." *Proc Natl Acad Sci USA*. 108(39):16289-94. [↗](#)