


Widow's Peak

Overview Scientific Details



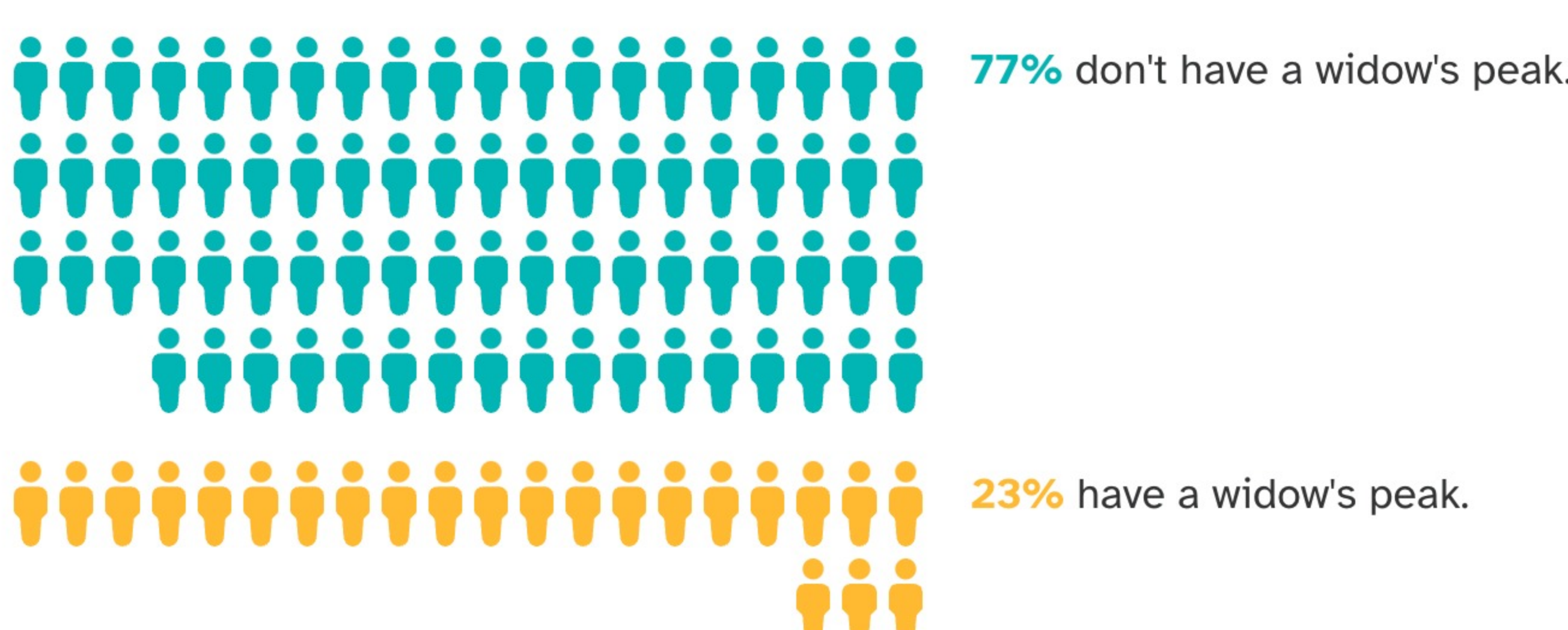
Hats and hairlines

Pointed hairlines originally earned the name "widow's peak" because they resembled the shape of a hat Victorian women wore in mourning.



Jamie, the combination of your genetics and other factors makes you **unlikely to have a widow's peak.**

Of 23andMe research participants with results like yours:

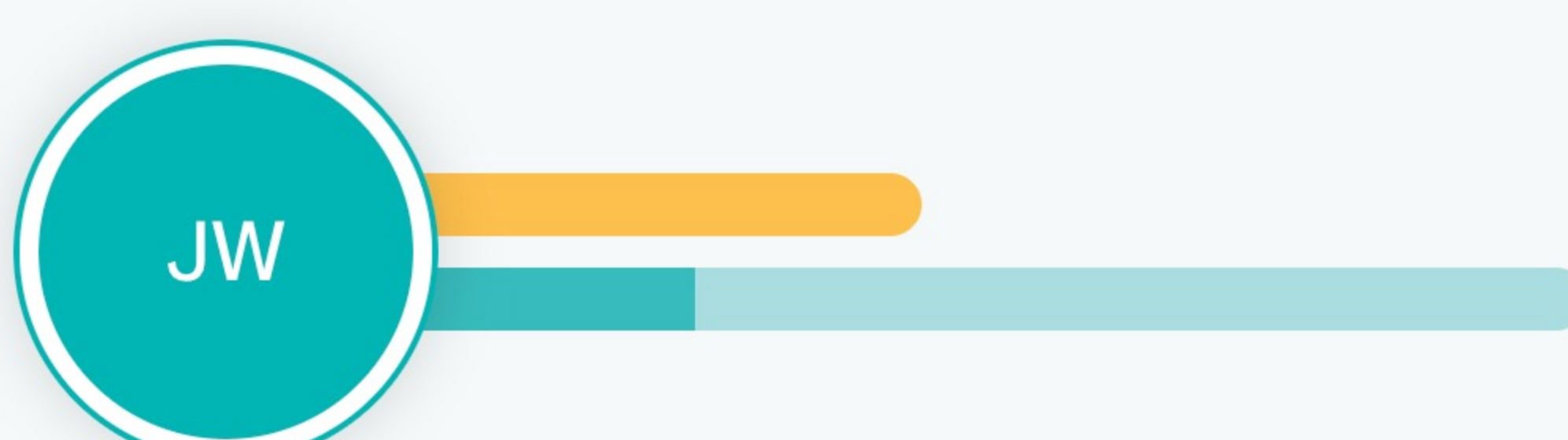


Do you have a widow's peak?

How did we calculate your result?

We added up the effect of your genetic variants at 12 places in your DNA (genetic markers) plus the effect of other factors, including your age and sex.

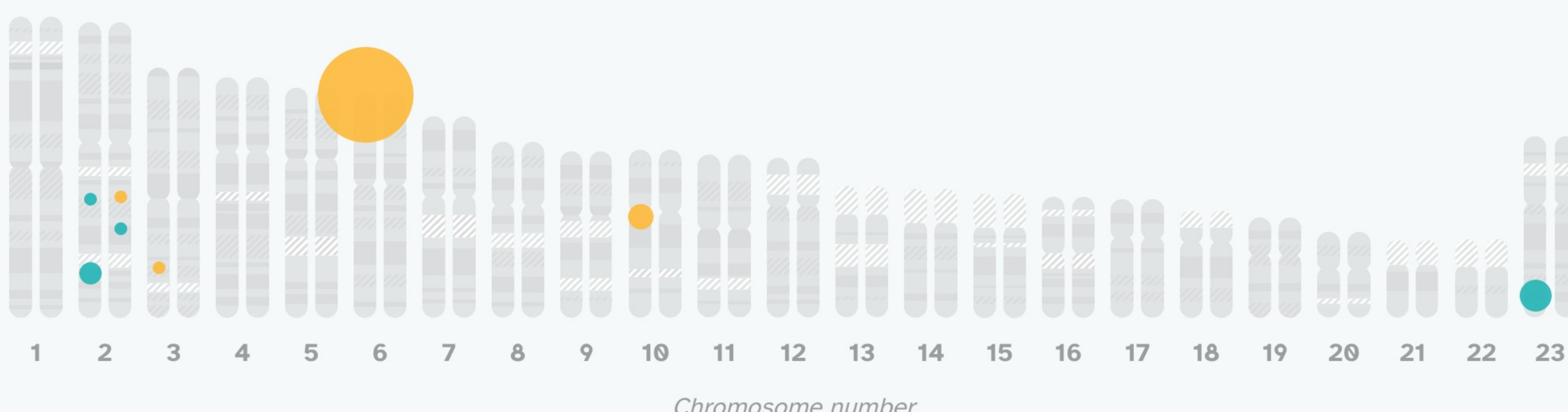
Total effect of your genetics + other factors



YOUR GENETICS		OTHER FACTORS	
●	less likely	●	
●	more likely	●	

Breakdown of your genetics

The bigger the circle, the stronger the effect your variants have on your overall chances.




At 4 of the genetic markers we looked at you have variants that make you less likely to have a widow's peak, and at 4 you have variants that make you more likely. At 4 of the markers we looked at, you have variants with no effect either way (not shown).

See Scientific Details

More about widow's peaks

How age changes hairline shape

Children usually start out with a smooth, flat hairline. Starting in adolescence, many people's hairlines begin to recede. In people with a widow's peak, the hairline recedes everywhere except a small point at the center of the forehead. With more time, some people also start to thin at the temples. This can create a hairline similar to a widow's peak.



Younger

Older

Keep exploring your Traits results.



Contribute

Join the research effort and contribute to new discoveries.



Compare

Compare your results to your family and friends.



Discuss

Join the discussion with other customers interested in Traits.

Did you find this interesting?

Yes

No



Give the gift of DNA discovery.

Gift a kit

Refer friends, earn rewards.

Get reward

ANCESTRY

- Ancestry Overview
- All Ancestry Reports
- Ancestry Composition
- DNA Relatives
- Order Your DNA Book

HEALTH & TRAITS

- Health & Traits Overview
- All Health & Traits Reports
- My Health Action Plan
- Health Predisposition
- Carrier Status
- Wellness
- Traits

RESEARCH

- Research Overview
- Surveys and Studies
- Edit Answers
- Publications

FAMILY & FRIENDS

- View all DNA Relatives
- Family Tree
- Your Connections
- GrandTree
- Advanced DNA Comparison

Widow's Peak

Overview **Scientific Details**

We use one of two different methods to calculate your trait results.

Statistical Model

Most traits are influenced by many different factors, including genetics, lifestyle, and environment. Usually, a statistical model using many factors provides better predictions than looking at single factors by themselves. To develop our models, we first identify genetic markers associated with a trait using data from tens of thousands of 23andMe customers who have consented to research. Then, we use statistical methods to generate a "score" for that trait using your genotype at the relevant genetic markers as well as your age and sex. We predict your likelihood of having different versions of the trait based on the survey responses of 23andMe customers with similar scores. These predictions apply best to customers who are of the same ethnicity as the people whose data contributed to the model. The accuracy of these predictions varies from trait to trait.

[Read more about our statistical methodology](#)

Curated Model

For some traits, just a few genetic markers can strongly predict whether a person will have a particular version of the trait. For curated models, we first evaluate published scientific studies to identify genetic markers with well-established associations with the trait. Then, we look at genetic and survey data from tens of thousands of 23andMe customers who have consented to research. We estimate your likelihood of having different versions of the trait based on survey responses from customers who are genetically similar to you at those markers. These results apply best to customers who are of the same ethnicity as the people whose data contributed to the predictions.

About your Widow's Peak result

Your result for this trait was calculated using a **statistical model**.

About the Widow's Peak model

Created based on customers of ethnicity: **European**

Number of customers used to create: **60,000**

Number of markers: **12**

Area Under Curve (AUC): **0.601**

Non-genetic factors: **Age, Sex**

Bin #	No widow's peak	Widow's peak
1	83.48%	16.52%
2	80.96%	19.04%
3	80.26%	19.74%
4	77.24%	22.76%
5	78.16%	21.84%
JW 6	76.64%	23.36%
7	76.15%	23.85%
8	74.38%	25.62%
9	75.08%	24.92%
10	72.34%	27.66%
11	73.89%	26.11%
12	71.79%	28.21%
13	70.51%	29.49%
14	70.12%	29.88%
15	68.65%	31.35%
16	67.50%	32.50%
17	66.86%	33.14%
18	64.21%	35.79%
19	60.01%	39.99%
20	57.67%	42.33%
Overall European	72.29%	27.71%

References

1. [Rassman WR et al. \(2013\). "Phenotype of normal hairline maturation." Facial Plast Surg Clin North Am. 21\(3\):317-24.](#)

Change Log

Your report may occasionally be updated based on new information. This Change Log describes updates and revisions to this report.

Date	Change
Dec. 15, 2017	Widow's Peak report updated with revised content and design. Additionally, as part of regular report review and improvements in data analysis, some male customers may see an updated result.
June 22, 2017	Widow's Peak report separated from the Facial Features report.
Oct. 21, 2015	Facial Features report created.



Give the gift of DNA discovery.

Gift a kit

Refer friends, earn rewards.

Get reward

ANCESTRY

- Ancestry Overview
- All Ancestry Reports
- Ancestry Composition
- DNA Relatives
- Order Your DNA Book

HEALTH & TRAITS

- Health & Traits Overview
- All Health & Traits Reports
- My Health Action Plan
- Health Predisposition
- Carrier Status
- Wellness
- Traits

RESEARCH

- Research Overview
- Surveys and Studies
- Edit Answers
- Publications

FAMILY & FRIENDS

- View all DNA Relatives
- Family Tree
- Your Connections
- GrandTree
- Advanced DNA Comparison