

# Leigh Syndrome, French Canadian Type

LSFC is a rare genetic disorder. It is characterized by life-threatening periods of lactic acid buildup and brain injury as well as failure to gain weight. A person must have two variants in the LRPPRC gene in order to have this condition.

Overview Scientific Details

Jamie, you **do not have the variant** we tested.

You could still have a variant not covered by this test.



## How To Use This Test

**This test does not diagnose any health conditions.**

Please talk to a healthcare professional if this condition runs in your family, you think you might have this condition, or you have any concerns about your results.

[Review the Carrier Status tutorial](#)  
[See Scientific Details](#)

## + Intended Uses

- To test for the A354V variant in the LRPPRC gene.
- To identify carrier status for LSFC.

## - Limitations

- Does **not test** for all possible variants for the condition.
- Does **not report** if someone has two copies of a tested variant.
- Does **not cover** other subtypes of Leigh syndrome.

## 🌐 Important Ethnicities

- This test is most relevant for people of **French Canadian** descent.

## You are likely not a carrier.

This result may be less relevant for you because the variants that cause LSFC are rarely found in people of your ethnicity.




We ruled out the tested variant for LSFC.

This variant is most common in people of **French Canadian** descent.

You still have a chance of being a carrier for LSFC.

We cannot estimate your chances because this condition is rare and not well studied in your ethnicity.



## About Leigh Syndrome, French Canadian Type

### 📅 When symptoms develop

Symptoms typically develop during infancy.

### 🔬 Typical signs and symptoms

- Buildup of lactic acid in the body
- Episodes of brain injury
- Failure to gain weight
- Poor muscle control and muscle spasms
- Distinctive facial features
- Early death

### 👥 Ethnicities most affected


This condition is most common in people of French Canadian descent, particularly from the Saguenay-Lac-Saint-Jean region of Quebec.

### 🏥 How it's treated

There is currently no known cure. Treatment focuses on providing nutritional support, managing symptoms, and preventing complications.

Read more at: [Genetics Home Reference](#) [National Organization for Rare Disorders](#)

## Consider talking to a healthcare professional if you are concerned about your results.




If you're starting a family, a genetic counselor can help you and your partner understand if additional testing might be appropriate.

[Connect with a GC](#)



Share your results with a healthcare professional.

[Print report](#)



Learn more about this condition and connect with support groups.

[Learn more](#)



Give the gift of DNA discovery.

[Gift a kit](#)

Refer friends, earn rewards.

[Get reward](#)

### ANCESTRY

- Ancestry Overview
- All Ancestry Reports
- Ancestry Composition
- DNA Relatives
- Order Your DNA Book

### HEALTH & TRAITS

- Health & Traits Overview
- All Health & Traits Reports
- My Health Action Plan
- Health Predisposition
- Pharmacogenetics
- Carrier Status
- Wellness
- Traits

### RESEARCH

- Research Overview
- Surveys and Studies
- Edit Answers
- Publications

### FAMILY & FRIENDS

- View all DNA Relatives
- Family Tree
- Your Connections
- GrandTree
- Advanced DNA Comparison

# Leigh Syndrome, French Canadian Type

LSFC is a rare genetic disorder. It is characterized by life-threatening periods of lactic acid buildup and brain injury as well as failure to gain weight. A person must have two variants in the LRPPRC gene in order to have this condition.

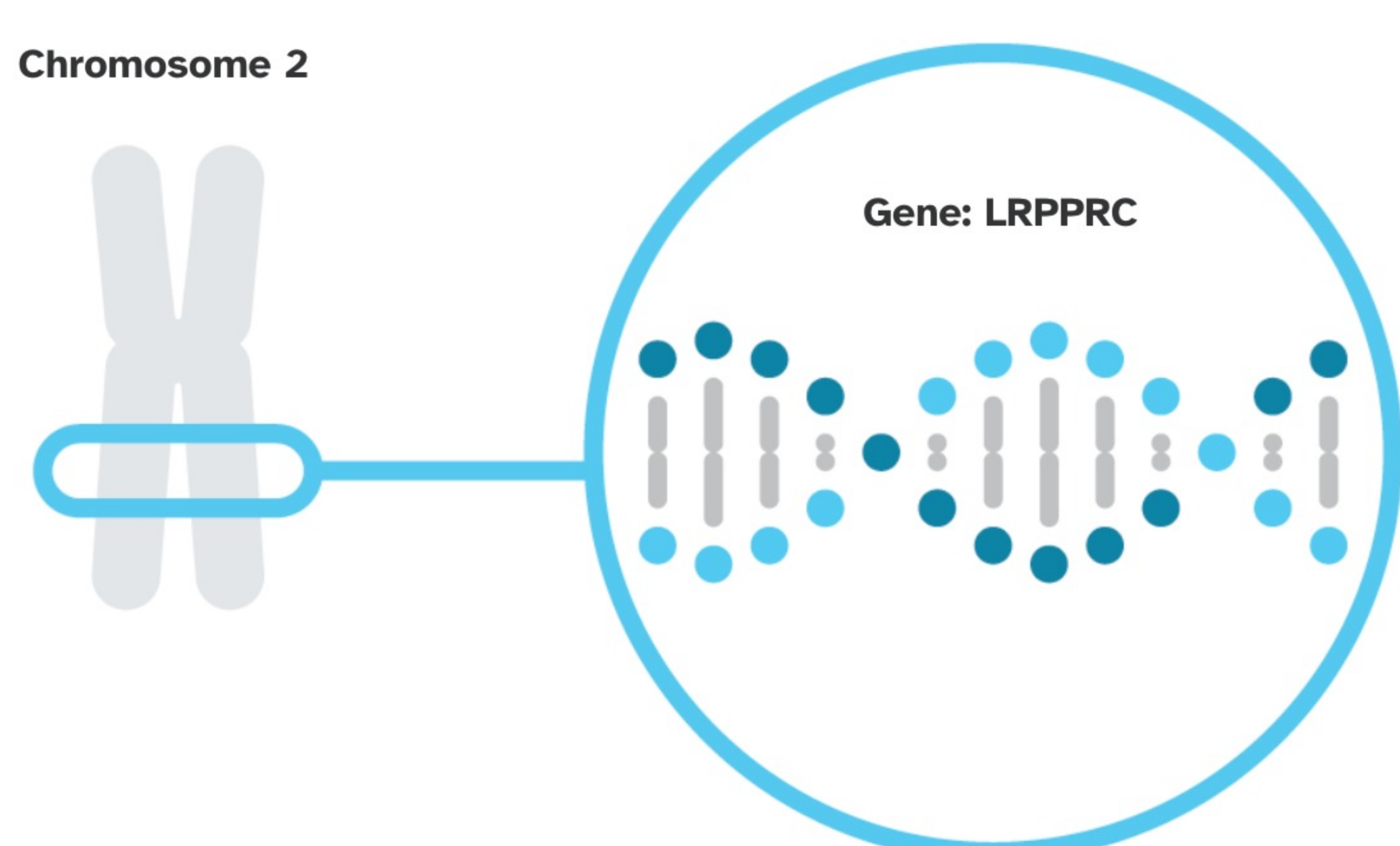
Overview Scientific Details

LSFC is caused by variants in the LRPPRC gene.


## LRPPRC

The LRPPRC gene contains instructions for making a protein called leucine-rich PPR motif-containing protein. This protein controls the levels of an enzyme called complex IV (COX) that is necessary for the cell to generate energy. Certain variants in LRPPRC result in a form of the protein that cannot properly regulate COX levels.

Read more at [Genetics Home Reference](#)



You have no variants detected by this test.

Variants Detected		View All Tested Markers	
Marker Tested	Your Genotype*	Additional Information	
<b>A354V</b> Gene: LRPPRC Marker: <b>i5012749</b>	<b>G</b> Typical copy from one of your parents	 <b>G</b> Typical copy from your other parent	<ul style="list-style-type: none"> <li>Biological explanation</li> <li>Typical vs. variant DNA sequence(s)</li> <li>Percent of 23andMe customers with variant</li> <li>References [ 1, 2, 4, 5, 6, 7 ]   ClinVar</li> </ul>

\*This test cannot distinguish which copy you received from which parent. This test also cannot determine whether multiple variants, if detected, were inherited from only one parent or from both parents. This may impact how these variants are passed down.

23andMe always reports genotypes based on the 'positive' strand of the human genome reference sequence (build 37). Other sources sometimes report genotypes using the opposite strand.

## Test Interpretation

This report provides an estimate of the chances of still being a carrier for people who do not have the variant(s) tested. This is known as the **post-test carrier risk**.

Post-test carrier risk is based on the average chance of being a carrier for a given ethnicity and the carrier detection rate of the test for a given ethnicity.

[View technical article on estimating post-test carrier risk.](#)

### Post-Test Carrier Risk

This report provides an estimate of the post-test carrier risk for people of French Canadian descent only.

- For people of partial French Canadian descent, post-test carrier risk is less than that for those who are fully French Canadian. The exact post-test risk depends on how much French Canadian ancestry a person has.
- Post-test risk for other ethnicities cannot be provided because sufficient data is not available.

#### Post-test carrier risk for relevant ethnicities

French Canadian, particularly from the Saguenay-Lac-Saint-Jean region of Quebec	1 in 2,500	[ 3 ]
---	------------	-------

## Test Details

### Indications for Use

The 23andMe PGS Carrier Status Test for Leigh Syndrome, French Canadian Type is indicated for the detection of the A354V variant in the LRPPRC gene. This test is intended to be used to determine carrier status for LSFC in adults, but cannot determine if a person has two copies of a tested variant. The test is most relevant for people of French Canadian descent.

#### Special Considerations

- There are currently no professional guidelines in the U.S. for carrier testing for this condition.

### Test Performance Summary

#### Carrier Detection Rate & Relevant Ethnicities

The "carrier detection rate" is an estimate of the percentage of carriers for this condition that would be identified by this test. Carrier detection rate differs by ethnicity and is provided only where sufficient data is available.

French Canadian, particularly from the Saguenay-Lac-Saint-Jean region of Quebec	>99%	[ 1 ]
---	------	-------

#### Analytical Performance

Accuracy was determined by comparing results from this test with results from sequencing. Greater than 99% of test results were correct. While unlikely, this test may provide false positive or false negative results. For more details on the analytical performance of this test, refer to the package insert.

### Warnings and Limitations

- This test does not cover all variants that could cause this condition.\*
- This test does not diagnose any health conditions.
- Positive results in individuals whose ethnicities are not commonly associated with this condition may be incorrect. Individuals in this situation should consider genetic counseling and follow-up testing.
- Share results with your healthcare professional for any medical purposes.
- If you are concerned about your results, consult with a healthcare professional.

See the [Package Insert](#) for more details on use and performance of this test.

\* Variants not included in this test may be very rare, may not be available on our genotyping platform, or may not pass our testing standards.

## References

- Debray FG et al. (2011). "LRPPRC mutations cause a phenotypically distinct form of Leigh syndrome with cytochrome c oxidase deficiency." *J Med Genet.* 48(3):183-9. ^
- Mootha VK et al. (2003). "Identification of a gene causing human cytochrome c oxidase deficiency by integrative genomics." *Proc Natl Acad Sci U S A.* 100(2):605-10. ^
- Morin C et al. (1993). "Clinical, metabolic, and genetic aspects of cytochrome C oxidase deficiency in Saguenay-Lac-Saint-Jean." *Am J Hum Genet.* 53(2):488-96. ^
- Sasarman F et al. (2010). "LRPPRC and SLIRP interact in a ribonucleoprotein complex that regulates posttranscriptional gene expression in mitochondria." *Mol Biol Cell.* 21(8):1315-23. ^
- Sasarman F et al. (2015). "Tissue-specific responses to the LRPPRC founder mutation in French Canadian Leigh Syndrome." *Hum Mol Genet.* 24(2):480-91. ^
- Xu F et al. (2004). "The role of the LRPPRC (leucine-rich pentatricopeptide repeat cassette) gene in cytochrome oxidase assembly: mutation causes lowered levels of COX (cytochrome c oxidase) I and COX III mRNA." *Biochem J.* 382(Pt 1):331-6. ^
- Xu F et al. (2012). "LRPPRC mutation suppresses cytochrome oxidase activity by altering mitochondrial RNA transcript stability in a mouse model." *Biochem J.* 441(1):275-83. ^

## Change Log

Your report may occasionally be updated based on new information. This Change Log describes updates and revisions to this report.

Date	Change
Oct. 21, 2015	Leigh Syndrome, French Canadian Type report created.



Discover the gift of DNA discovery.

Gift a kit

Refer friends, earn rewards.

Get reward

#### ANCESTRY

- Ancestry Overview
- Ancestry Reports
- Ancestry Composition
- DNA Relatives
- Order Your DNA Book

#### HEALTH & TRAITS

- Health & Traits Overview
- All Health & Traits Reports
- My Health Action Plan
- Health Predisposition
- Pharmacogenetics
- Carrier Status
- Wellness
- Traits

#### RESEARCH

- Research Overview
- Research and Studies
- Edit Answers
- Publications

#### FAMILY & FRIENDS

- View all DNA Relatives
- Family Tree
- Your Connections
- GrandTree
- Advanced DNA Comparison